

# 2018 FULL-TIME MBA PROGRAMS EMPLOYMENT REPORT

**TWO-YEAR MBA**  
**ONE-YEAR MBA**

zon



EMORY  
GOIZUETA  
BUSINESS  
SCHOOL

GOIZUETA  
BEYOND

# TWO-YEAR MBA

**95%**

offers within three months

**93%**

accepted within three months

**\$120,861**  
average base salary

**\$125,000**  
median salary

## CLASS PROFILE

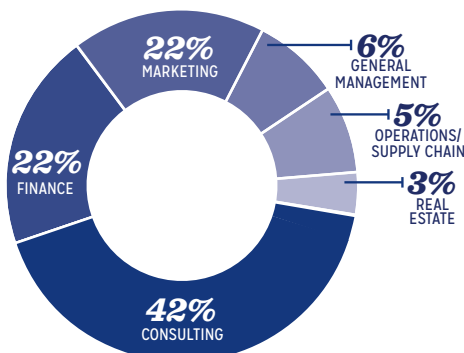
Program Size: **179**  
 GMAT 80% Range: **620-730**  
 Average Years Worked: **5.5**  
 Women: **24%**  
 Minority: **10%**  
 International: **33%**

## EMPLOYMENT BY FUNCTION

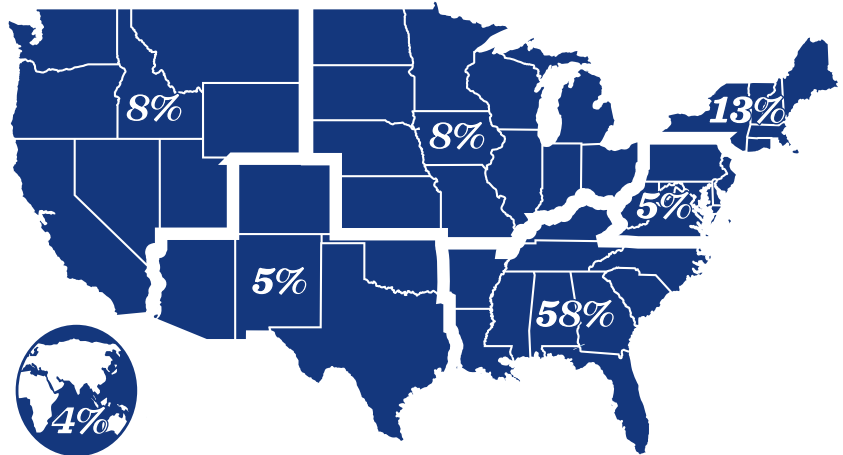
	% OF CLASS	MEDIAN BASE SALARY
<b>Consulting</b>	<b>42%</b>	<b>\$140,000</b>
Management Consulting	23%	\$140,000
Internal Strategy	7%	\$115,000
Human Capital Consulting	3%	\$137,500
Finance Consulting	2%	\$142,000
Healthcare Consulting	2%	*
Other Consulting**	5%	\$135,000
<b>Finance</b>	<b>22%</b>	<b>\$120,000</b>
Investment Banking	10%	\$125,000
Corporate Finance	9%	\$103,000
Other Finance***	3%	*
<b>Marketing</b>	<b>22%</b>	<b>\$109,250</b>
Corporate Marketing	6%	\$112,500
Product Management	6%	\$125,000
Business Development	4%	\$106,750
Market Research/Analytics	4%	\$99,000
Brand Management	2%	\$95,000
<b>General Management</b>	<b>6%</b>	<b>\$119,200</b>
<b>Operations/Supply Chain</b>	<b>5%</b>	<b>\$120,000</b>
<b>Real Estate</b>	<b>3%</b>	<b>\$85,000</b>

\*\*Other Consulting includes Marketing, Tech, and Unspecified.

\*\*\*Other Finance includes Private Equity/Venture Capital, Portfolio/Asset Management, Corporate Banking, and Unspecified.



## EMPLOYMENT BY REGION



## EMPLOYMENT BY INDUSTRY

	% OF CLASS	MEDIAN BASE SALARY	MEDIAN SIGNING BONUS
Consulting Services	38%	\$140,000	\$25,000
Financial Services	19%	\$125,000	\$40,000
Technology	16%	\$120,000	\$30,000
Consumer Products	8%	\$100,000	\$20,000
Transportation	5%	\$99,000	\$22,500
Healthcare/Pharma/BioT	4%	\$120,000	*
Communications	2%	\$118,500	*
Other**	8%	\$100,000	\$20,000

\*\*Other includes Retail, Real Estate, Government, Energy and Manufacturing.

Note: Numbers may not add up to 100% due to rounding.

## SOURCE OF ACCEPTED OFFERS



†“Other Goizueta Sources” include career fairs, faculty, alumni and staff referrals, resume books, and off-campus activities supported by the career center.

Note: Compensation information is self-reported. Ninety-one percent of students who reported accepting offers also reported salary data.

\*Salary data is not reported for categories with fewer than three points of data.

# INTERNSHIPS

## 100% 100%

offers

accepted

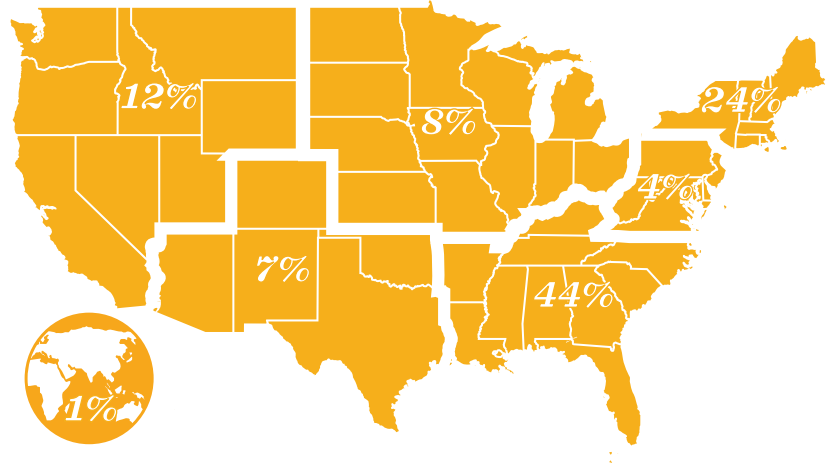
### CLASS PROFILE

Program Size: **172**  
 GMAT 80% Range: **630-740**  
 Average Years Worked: **5.7**  
 Women: **30%**  
 Minority: **12%**  
 International: **27%**

### INTERNSHIP BY FUNCTION

	% OF CLASS	MEDIAN MONTHLY SALARY
<b>Consulting</b>	<b>37%</b>	<b>\$10,500</b>
Management Consulting	19%	\$11,125
Internal Strategy	8%	\$7,900
Healthcare Consulting	4%	\$8,628
Finance Consulting	3%	\$10,500
Human Capital Consulting	2%	\$10,760
Marketing Consulting	1%	*
<b>Finance</b>	<b>21%</b>	<b>\$10,000</b>
Investment Banking	11%	\$10,400
Corporate Finance	6%	\$6,983
Private Equity/Venture Capital	2%	*
Portfolio/Asset Management	1%	*
<b>Marketing</b>	<b>27%</b>	<b>\$7,384</b>
Brand Management	8%	\$6,774
Corporate Marketing	7%	\$7,800
Product Management	6%	\$8,320
Business Development	5%	\$4,600
Market Research/Analytics	1%	*
<b>Operations/Supply Chain</b>	<b>6%</b>	<b>\$7,642</b>
<b>General Management</b>	<b>5%</b>	<b>\$8,500</b>
<b>Human Resources</b>	<b>3%</b>	<b>\$6,700</b>
<b>Real Estate</b>	<b>1%</b>	<b>*</b>

### INTERNSHIP BY REGION



### INTERNSHIP BY INDUSTRY

	% OF CLASS	MEDIAN MONTHLY SALARY
Consulting Services	27%	\$11,000
Financial Services	18%	\$10,000
Technology	13%	\$7,875
Consumer Products	11%	\$6,950
Healthcare/Pharma/BioT	11%	\$8,000
Manufacturing	6%	\$8,500
Communications	4%	\$6,625
Transportation	4%	\$6,350
Not-for-Profit/Social Enterprise	1%	*
Real Estate	1%	*
Other**	5%	\$4,000

\*\*Other includes Hospitality, Entrepreneurship, Energy, Media/Entertainment, and Unspecified.

Note: Numbers may not add up to 100% due to rounding.

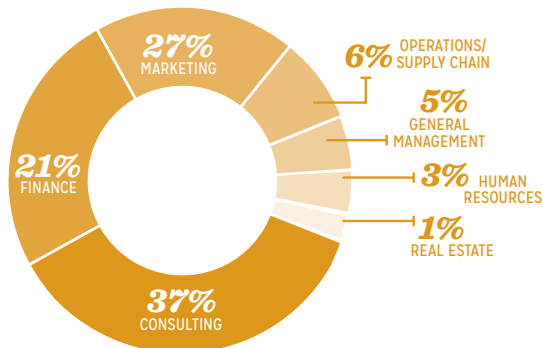
### SOURCE OF ACCEPTED OFFERS



†“Other Goizueta Sources” include Career Fairs; Faculty, Alumni, and Staff Referrals; Resume Books; and Off-Campus Activities supported by the career center.

Note: Compensation information is self-reported. Eighty-six percent of students who reported accepting offers also reported salary data.

\*Salary data is not reported for categories with fewer than three points of data.



# ONE-YEAR MBA

84%

offers within three months

84%

accepted within three months

## CLASS PROFILE

Program Size: **53**

GMAT 80% Range: **580-740**

Average Years Worked: **5**

Women: **36%**

Minority: **18%**

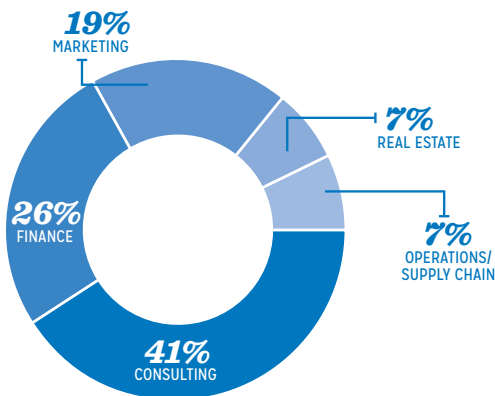
International: **16%**

## EMPLOYMENT BY FUNCTION

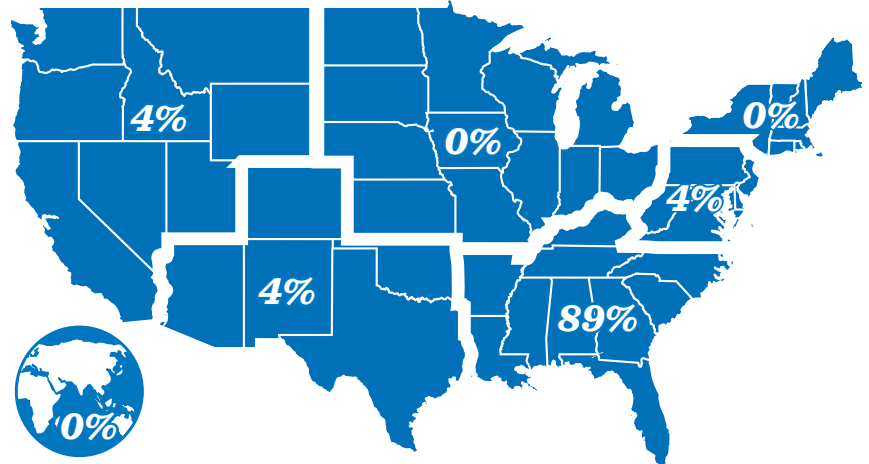
	% OF CLASS	MEDIAN BASE SALARY
<b>Consulting</b>	<b>41%</b>	<b>\$140,000</b>
Management Consulting	26%	\$140,000
Other Consulting**	15%	\$142,500
<b>Finance</b>	<b>26%</b>	<b>\$100,000</b>
Corporate Finance	19%	\$100,000
Other Finance***	7%	*
<b>Marketing</b>	<b>19%</b>	<b>\$117,500</b>
Corporate Management	7%	*
Product Marketing	7%	*
Business Development	4%	*
<b>Operations/Supply Chain</b>	<b>7%</b>	<b>*</b>
<b>Real Estate</b>	<b>7%</b>	<b>*</b>

\*\*Other Consulting includes Healthcare, Tech, and Unspecified Consulting.

\*\*\*Other Finance includes Private Equity/Venture Capital, Portfolio/Asset Management, Corporate Banking, and Unspecified.



## EMPLOYMENT BY REGION



## EMPLOYMENT BY INDUSTRY

	% OF CLASS	MEDIAN BASE SALARY	MEDIAN SIGNING BONUS
Consulting Services	41%	\$137,500	\$25,000
Technology	15%	\$125,000	*
Financial Services	7%	*	*
Real Estate	7%	*	*
Transportation	7%		
Consumer Products	4%	*	*
Healthcare/Pharma/BioT	4%		
Other**	15%	\$97,500	*

\*\*Other includes Business Services, Data Analytics, Hospitality, Manufacturing, Healthcare/Pharma/BioT, and Transportation.

## SOURCE OF ACCEPTED OFFERS

41%	41%	11%	7%
SCHOOL-SCHEDULED INTERVIEWS	STUDENT-INITIATED	PREVIOUS EMPLOYER	GOIZUETA SOURCES†

†“Other Goizueta Sources” include Career Fairs; Faculty, Alumni, and Staff Referrals; Resume Books; and Off-Campus Activities supported by the career center.

Note: Compensation information is self-reported. Eighty percent of students who reported accepting offers also reported salary data.

\*Salary data is not reported for functions with fewer than three points of data.

# HIRING COMPANIES



▶▶▶ Class of 2018

3M	Edward Jones	Newport US RE
<b>Accenture*</b>	<b>EY*</b>	PepsiCo
ADP	Fiserv	Perella Weinberg Partners
Alibaba	Flexport	Piper Jaffray Companies
alliantgroup	Fred's, Inc.	Pollack Shores Real Estate Group
Allstate Insurance	Gather Technologies, Inc.	Procter & Gamble
<b>Amazon*</b>	<b>Georgia-Pacific*</b>	Providence Anesthesiology Associates
<b>AT&amp;T*</b>	Google	<b>PwC*</b>
Avanos Medical	Grant Thornton, LLP	RBC Capital Markets
<b>Bain &amp; Company*</b>	HP, Inc.	RentPath (TPG Portfolio Company)
Bancolumbia	IBM	Rogers Electric
Bank of America	<b>IHG - InterContinental</b>	SeaTec Consulting, Inc.
Barclays	<b>Hotels Group*</b>	Scientific Games International
Berkadia	Infosys	Simon-Kucher & Partners
BHD Leon	Invesco	SolAmerica Energy
<b>Boston Consulting Group*</b>	Johnson & Johnson	Stifel
Boston Scientific	<b>J. P. Morgan*</b>	SunTrust Robinson Humphrey
Capgemini Consulting	KPMG	Targa Resources
Carter's, Inc	LexisNexis	Thought Logic
CIBC	LTN Global Communications	<b>UPS*</b>
<b>Citigroup, Inc.*</b>	LTS	Verizon
<b>The Coca-Cola Company*</b>	McKesson Corporation	VMWare
Cornerstone Health	Medical Properties Trust	Weather Analytics
Dell, Inc.	Merrill Lynch	William Blair
<b>Deloitte*</b>	Microsoft Corporation	Wipro
<b>Delta Air Lines, Inc.*</b>	Modern Marketing Concepts	Workday
Discover Financial Services	Moquality, Inc.	
ECG Management Consultants	National Institutes of Health	

\* Companies that hired three or more Goizueta students for Full-Time roles



EMORY  
GOIZUETA  
BUSINESS  
SCHOOL

GOIZUETA  
BEYOND



EMORY

GOIZUETA  
BUSINESS  
SCHOOL

Thank You To Our  
2018-2019 Corporate Sponsors

Leader



Partner



Fellow



A FAMILY OF SOLUTIONS

